


Display Standard

Veritas et Visus

April 2009

Vol 4 No2



BBC, p29



DisplayMate, p42



Staps, p57



Philips, p59

Letter from the publisher: Multiple musings about standards...by <i>Mark Fihn</i>	2
Display-related standards news	9
Image Sensors Europe 2009, March 24-26, 2009, London, England	29
<i>Phillip Hill</i> covers two presentations from this Intertech/PIRA conference relevant to display standards: Harvest Imaging and the BBC	
DisplaySearch US FPD Conference, March 2-4, 2009, La Jolla, California	31
<i>Mark Fihn</i> covers a session entitled "Mini-Notes: Cannibal or Market Creator?" with presentations by DisplaySearch, Intel, Dell, and Sony; and a session entitled "Evolving Definition of Desktop Monitors" featuring presentations by DisplaySearch, HP, ViewSonic, and DisplayLink. <i>Bob Raikes</i> from Meko covers sessions about the TVs, including presentations from NPD, Vizio, Macrovision, Blockbuster, Universal Studios, DisplaySearch, Dolby, Sharp, and Mitsubishi	
DisplayMate Motion Bitmaps Edition by <i>Raymond Soneira</i>	42
TCO launches new display standards by <i>Niclas Rydell</i>	45
Green electronics round-up	47
In addition to the regular news and commentary, <i>Keith Baker</i> offers a sadly fascinating insider's story about e-waste disposal in the UK	
California's HDTV power consumption legislation by <i>Ken Werner</i>	61
The financial standard	63
HP continues to gain PC market share...Dell continues to give it up by <i>Mark Fihn</i> WitsView's Market Confidence Index (MCI)	
Beyond the 3-minute call...business, entertainment or cool by <i>Andy Marken</i>	67
Last Word: The standard TV set by <i>Norman Hairston</i>	71
Calendar of events	76

The *Display Standard* is focused on bringing news and commentary about display-related standards and regulations. The *Display Standard* is published electronically 10 times annually by Veritas et Visus, 3305 Chelsea Place, Temple, Texas, USA, 76502. Phone: +1 254 791 0603. <http://www.veritasetvisus.com>

Publisher & Editor-in-Chief	Mark Fihn	mark@veritasetvisus.com
Managing Editor	Phillip Hill	phill@veritasetvisus.com
Contributors	Keith Baker, Norman Hairston, Andy Marken, Bob Raikes, Niclas Rydell, Ray Soneira, Ken Werner, and WitsView	

Subscription rate: US\$47.99 annually. Single issues: US\$7.99 each. Hard copy subscriptions are available upon request, at a rate based on location and mailing method. Copyright 2009 by Veritas et Visus. All rights reserved. Veritas et Visus disclaims any proprietary interest in the marks or names of others.

DisplayMate Motion Bitmaps Edition

by Raymond Soneira



Dr. Raymond Soneira is the founder, president and CEO of DisplayMate Technologies Corporation. He has a Ph.D. in Physics from Princeton University, where he spent five years as a long-term member of the Institute for Advanced Study. He has authored more than 35 research articles in scientific journals on physics and computer science. <http://www.displaymate.com>.



Below are eight sample screen shots taken with a DSLR camera of moving DisplayMate Multimedia with Motion Bitmaps Edition test patterns and test photos for a top-of-the-line 52-inch LCD HDTV from a top tier manufacturer. All screen shots were taken with a shutter speed of 1/150th second, which is less than the refresh cycle time. These screen shots objectively measure the LCD display's own hardware blur, artifacts, and response time, and are consistent with what a human observer actually sees with these moving images. The eye's sense of motion blur also depends on visual processing in the brain. The images below are a sample of the 25 DisplayMate motion test patterns and 35 test photos that are the easiest to interpret and discuss. Not included for this reason are any of the 12 DisplayMate color motion test patterns. Note that ALL display technologies show motion related artifacts.


We used a moderate motion speed of 1000 pixels per second. At that speed it takes two seconds to cross the 1920x1080 screen width. Objects frequently move much faster than that in real video. With camera panning the entire screen image will move at considerably faster speeds.

HDTV Refresh Rate: 120 Hz -- Manufacturer's specified Response Time: 8ms. (See the Technical Note at the bottom of the next page). For the DisplayMate test patterns shown below a live view by eye clearly detects a blur out to at least 60 ms for the black trails and somewhat less for the white trails. The screen shot photos below are not quite as sensitive. But in all of the screen shots it is possible to make out at least 8 individual refresh cycles, each offset from the other by 1/120th second. Since the blur trails decay smoothly, all definitions of Response Time, whether visual or instrumented, are ad hoc. The screen shots are marked with the indicated times. DisplayMate measures the actual motion speed and displays it real-time at the bottom of the screen.




On the left is "Black and White Blocks on Gray Background" showing diagonal motion with a measured H and V speed of 1093 pixels per second. On the right is "Black and White Diamond Blocks on Gray Background" showing horizontal motion at a measured H speed of 1083 pixels per second.

The White Tips seen on edges and fine detail in all of the moving test patterns are image artifacts resulting from high frequency signal processing for improving the response time. The Dark Outer Edges seen on the screen shots are due to the response time lag in transitioning from a surrounding black background (not shown) to the gray background. The dark trails appear more visually pronounced here than the bright trails because, while the LCD device response is linear, the eye's visual sensation is based on a logarithmic ratio response.



On the left is “Black and White Diamond Blocks on Gray Background” showing low-speed diagonal motion, measured at H and V speed of 820 pixels per second. On the right is “Black and White Diamond Blocks on Gray Background” showing high-speed diagonal motion, measured at an H and V speed of 1609 pixels per second. Note that in the high motion speed screen shot the most recent frames (upper left and right) are clearly still developing and have not reached their final optical density. Most of the other screen shots also show this same effect, although it is not as obvious.



On the left is “Black and White Triangular Blocks on Gray Background” showing horizontal motion at a measured H speed of 1190 pixels per second. On the right is “Black and White Triangular Blocks on Gray Background” showing diagonal motion at a measured H and V speed of 991 pixels per second.

Technical Note: Response Time Specification -- The industry standard Response Time specification indicates the time that it takes for a pixel to go from black to peak white and then back to black again. However, most picture transitions involve much smaller and more subtle intensity (gray-to-gray) transitions, which take much longer to complete because the difference in electric fields are much smaller. This effect explains why the LCD display with the fastest Response Time specification frequently does not have the smallest visual blur. This also explains why the white to gray transition trails in the above screen shots are shorter than the closer in intensity black to gray transition trails."




This is a NASA photo of astronaut Barbara Morgan. The left photo shows no motion; the right photo shows horizontal motion right to left at a measured H speed of 1009 pixels per second. There are 4 visible superimposed images of the astronaut's face. There are 8 visible ghost images of the astronaut's hair on the right, and 6 visible ghost images of the flag's stars.



This is a Guard Parade photo by Lauren Soneira. The left photo shows no motion; the right photo shows horizontal motion right to left at a measured H speed of 1018 pixels per second. There are 5 visible ghost images of the black pants. There are 4 visible superimposed images of the red uniforms and red pants stripes.



DisplayMate offers special pricing to Veritas et Visus readers!




Improve the Image and Picture Quality of Computer and Video Monitors, Projectors, and HDTVs
Set Up - Calibrate - Adjust - Tune Up - Optimize - Demo - Check Up - Test - Evaluate



DisplayMate Portable USB Editions *NEW!*
Just Plug it in -- Launches Automatically -- No Installation
The latest and most advanced versions of DisplayMate
The USB Drive is Free



DisplayMate produces a complete set of advanced state-of-the-art proprietary test patterns with expert advice and guidance to set up, calibrate, adjust, optimize, test, evaluate and improve the image and picture quality and color and gray scale accuracy of any Monitor, Projector and HDTV.



A small sample of the 100+ Test Patterns with Expert Test Information Help Screens included with DisplayMate

DisplayMate is the Industry Standard of Excellence for Image and Picture Quality

Over 200 computer and video publications in 50 countries use DisplayMate for reviewing video hardware

<http://www.displaymate.com/vvm/>